

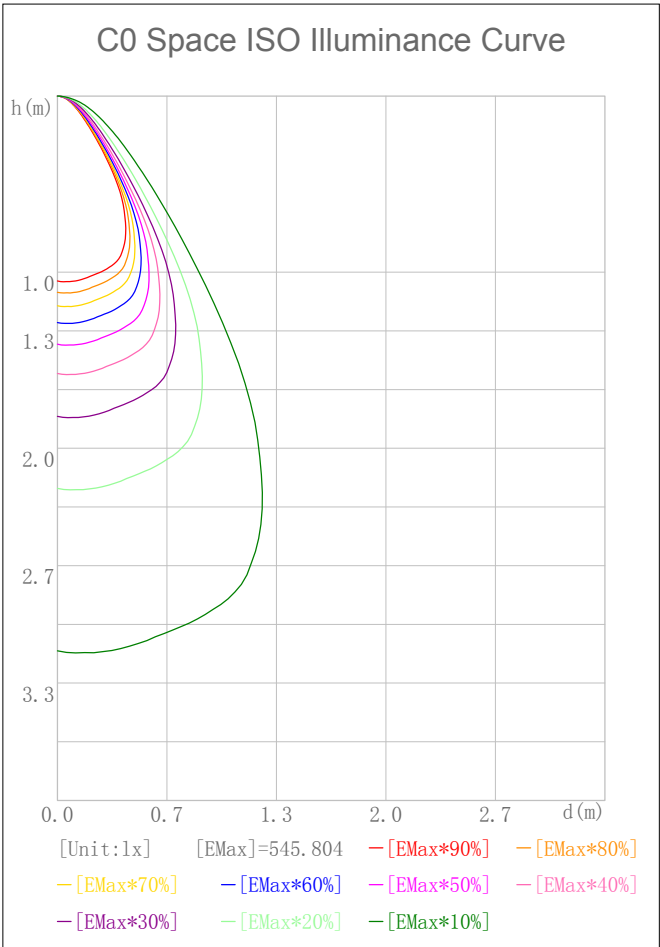
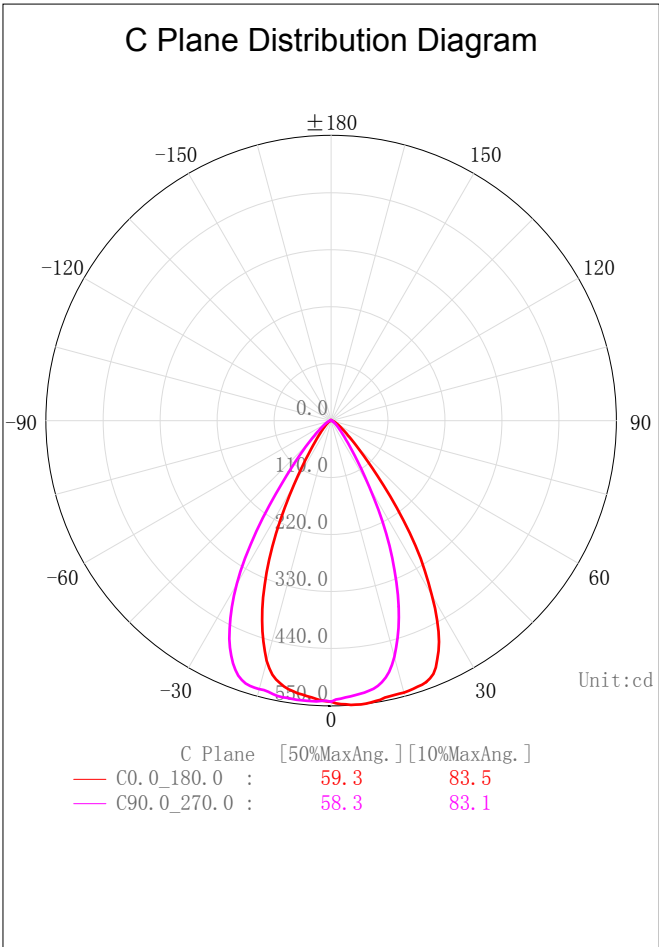
Indoor Luminaire Photometric Data

Description Information

Luminary Name:DL52-06-XX-01 2700K RA90 60D		Lum. Catalog:	Test ID: 01
Lamp Name:		Lamp Catalog: LED	Test Date: 2021/10/25
Manufacture: Shenzhen Norming Lighting Co., Ltd		Shld. Ang(°):	Test Machine:GON-2000
Test Lab: Quality Department		Frequency (Hz):	Lamp CCT (K): Ra:
Lum. Size (W*L*H):0.076m*0.076m*0.000m		Lum. Area (m2):0.005	Lum. W (kg): 0.000
Test System: C, γ	Test Step: C=90.0 γ=1.0	Temp. (°C): 25	Humidity(%): 50.0

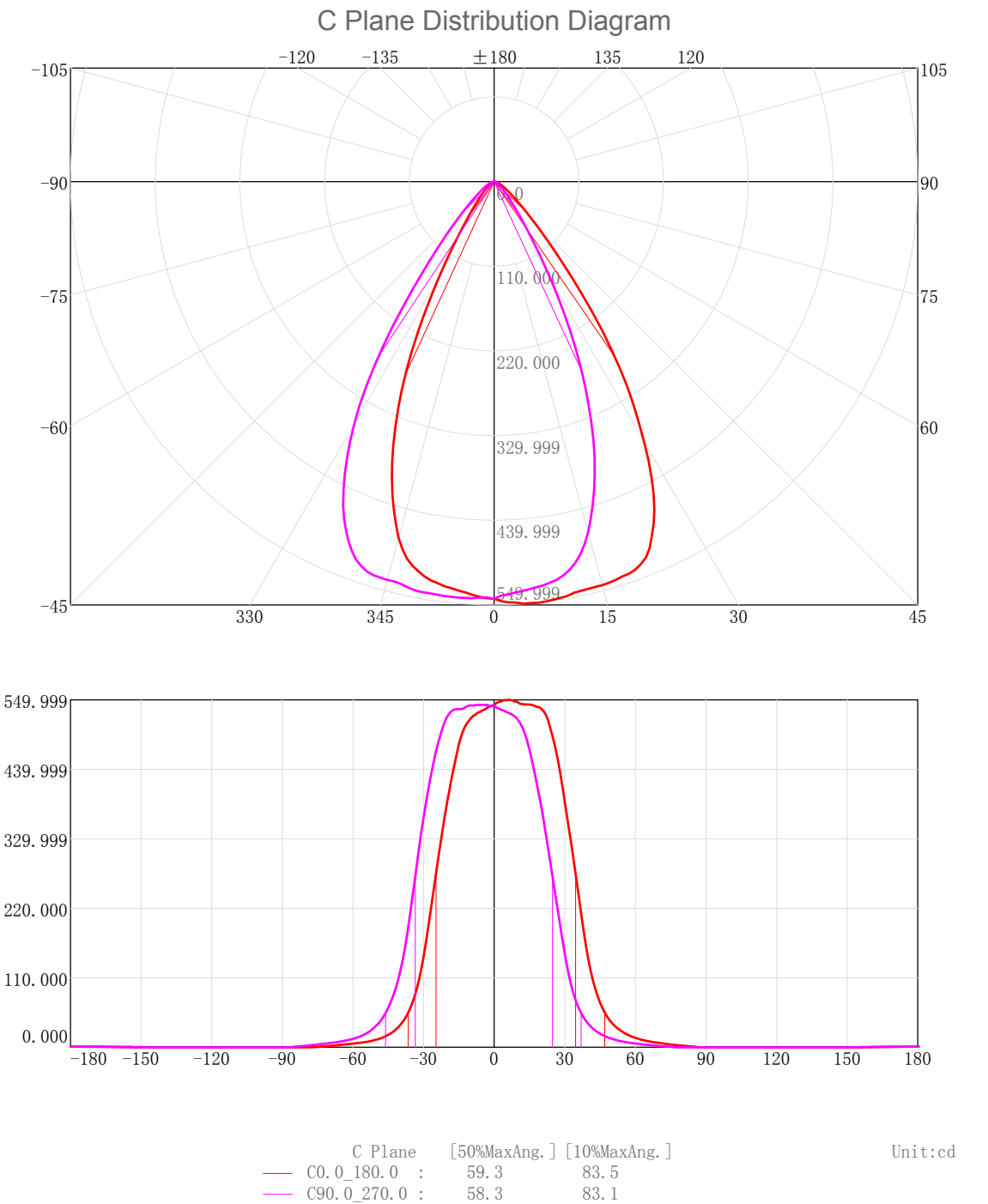
Character Parameter

Lamp Speciality Parameter		Luminaire Speciality Parameter	
Rated Flux(lm): 520.210	Luminary Flux(lm): 520.212	Field Angle(10%Imax): 83.5(°)	
Rated Power(W):	Luminary Efficiency: 100.00%	Down Lumens&Percent: 519.760lm 99.91%	
Rated Voltage(V):	Luminary EER(lm/W): 83.568	Up Lumens&Percent: 0.452lm 0.09%	
Tested Power(W): 6.225	Max. Candela(cd): 549.999	S/MH: C0_a180=0.965 C90_270=0.943	
Lamps' Inside: 1	Max Cand@Ang. (°): C=0.0 γ=6.0	CIE Type: Semi-Direct	
Tested Electrics (V, A, pf):240.9, 0.030, 0.844	Beam Angle(50%Imax): 59.3(°)	ErP ϕ use(90°): 440.310lm	
Lamp Size (W*L*H):0.076m*0.076m*0.000m	Left=-24.7°, Right=34.6°	IRF(%): 200.073	



2D Plane Light Intensity Distribution Curve

Lum. Name: DL52-06-XX-01 2700K RA90 60D	Lum. Catelog:	Test ID: 01
Lamp Name:	Lamp Catelog: LED	Test Lab: Quality Department
Manufacture: Shenzhen Norming Lighting Co., Ltd	Test Machine:GON-2000	Test Date: 2021/10/25



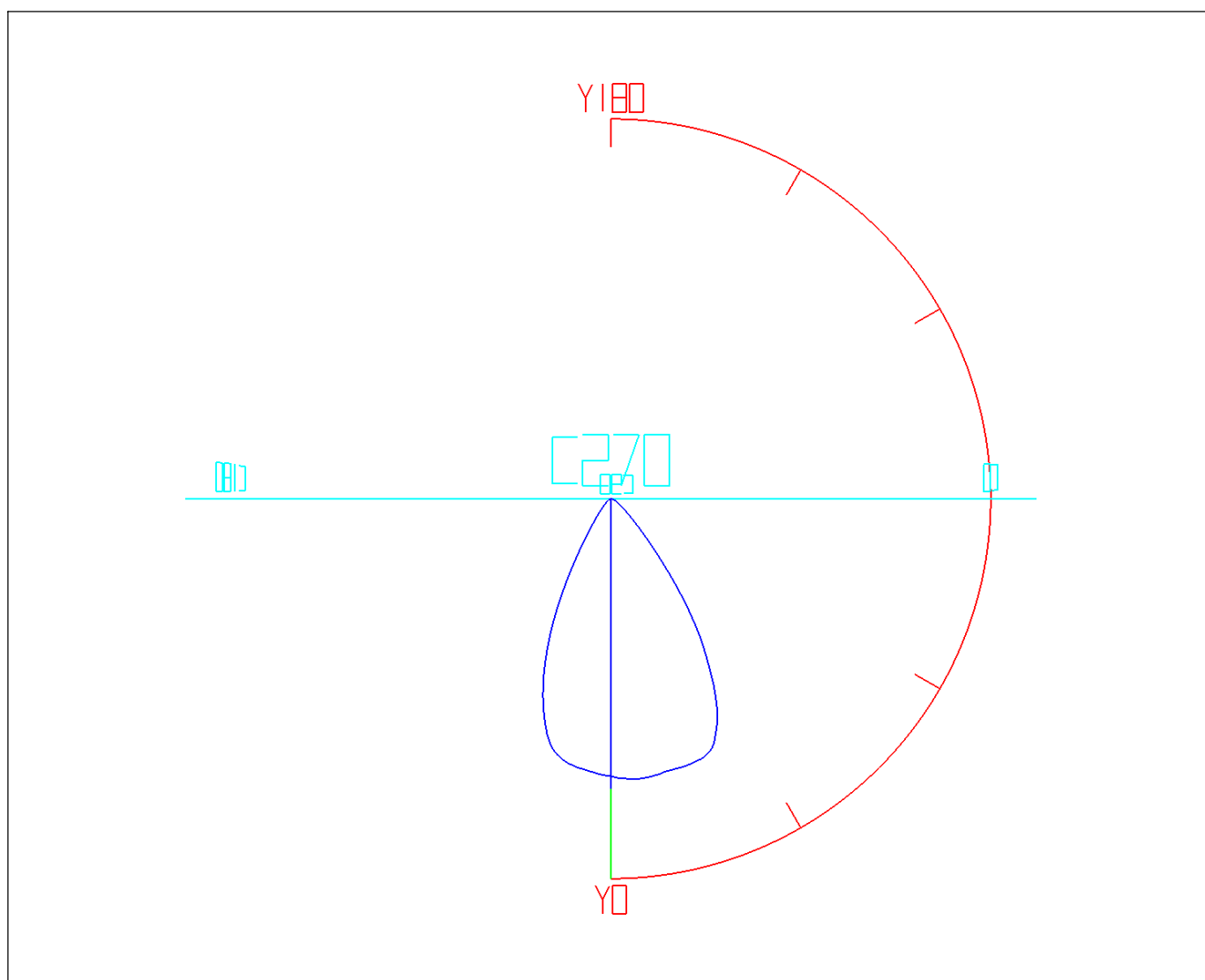
# IES Indoor Report

Photometric Filename:DL52-06-XX-01 2700K RA90 60D.IES

## 3D Light Intensity Distribution Modal

Lum. Name: DL52-06-XX-01 2700K RA90 60D	Lum. Catalog:	Test ID: 01
Lamp Name:	Lamp Catalog: LED	Test Lab: Quality Department
Manufacture: Shenzhen Norming Lighting Co., Ltd	Test Machine:GON-2000	Test Date: 2021/10/25

## 3D Light Intensity Distribution Modal



Curves: 3D Model — Fixture — Vert. HUD — Hori. HUD —  
View Angles: Orient:0 Tilt:0 Roll:0 Spin:0

IES Indoor Report

Photometric Filename:DL52-06-XX-01 2700K RA90 60D.IES

Zonal Flux Tabulation

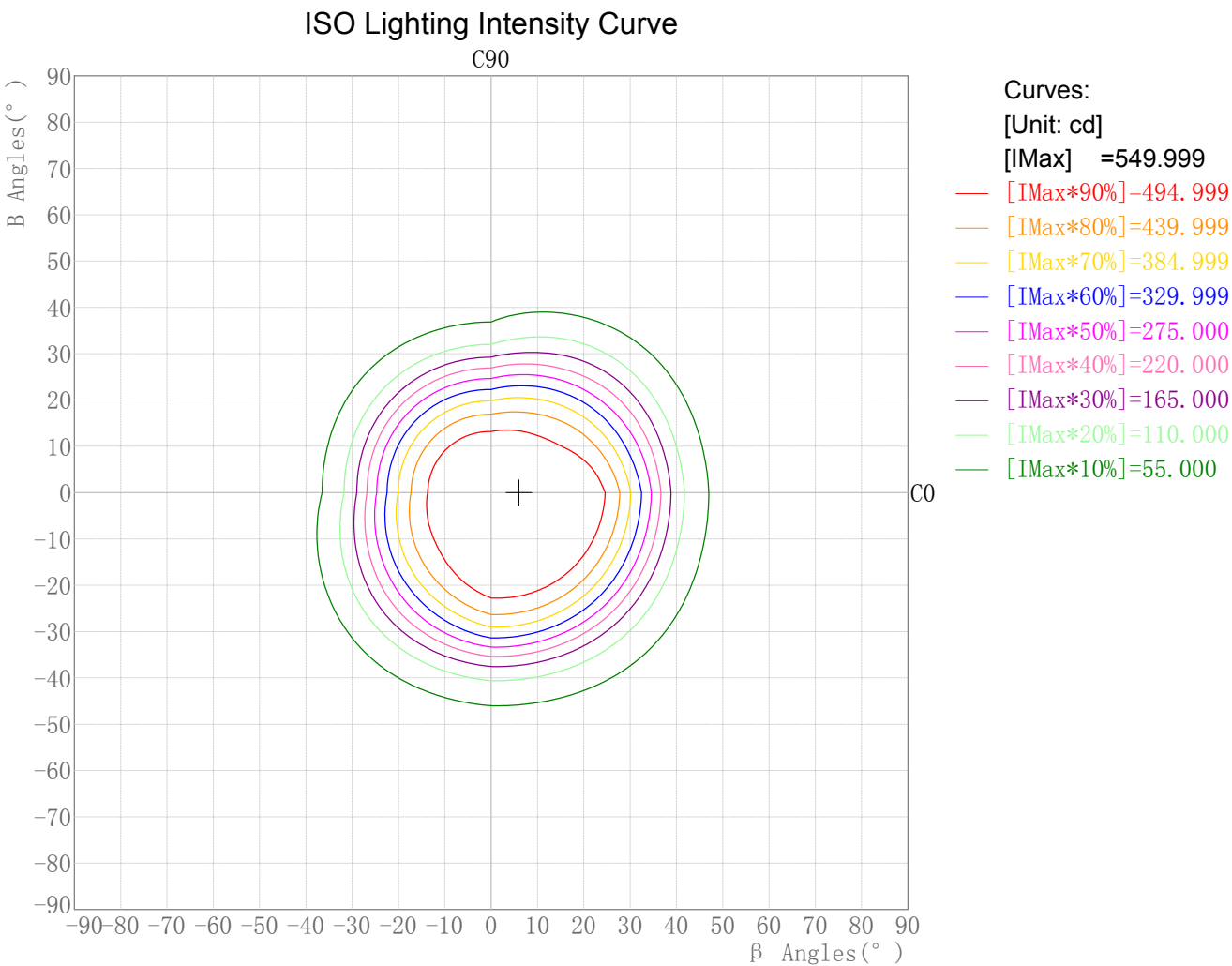
Zone(γ)	Zone Flux (lm)	Sums Flux (lm)	Zone%Lamp	Sums%Lamp	Zone(γ)	Zone Flux (lm)	Sums Flux (lm)	Zone%Lamp	Sums%Lamp
0.0-1.0	0.52	0.52	0.10	0.10	47.0-48.0	2.63	490.67	0.51	94.32
1.0-2.0	1.55	2.07	0.30	0.40	48.0-49.0	2.39	493.06	0.46	94.78
2.0-3.0	2.59	4.66	0.50	0.90	49.0-50.0	2.18	495.24	0.42	95.20
3.0-4.0	3.62	8.27	0.69	1.59	50.0-51.0	1.99	497.23	0.38	95.58
4.0-5.0	4.64	12.91	0.89	2.48	51.0-52.0	1.82	499.05	0.35	95.93
5.0-6.0	5.66	18.57	1.09	3.57	52.0-53.0	1.68	500.73	0.32	96.26
6.0-7.0	6.68	25.25	1.28	4.85	53.0-54.0	1.55	502.28	0.30	96.55
7.0-8.0	7.68	32.93	1.48	6.33	54.0-55.0	1.43	503.71	0.27	96.83
8.0-9.0	8.67	41.60	1.67	8.00	55.0-56.0	1.32	505.03	0.25	97.08
9.0-10.0	9.65	51.24	1.85	9.85	56.0-57.0	1.23	506.25	0.24	97.32
10.0-11.0	10.59	61.84	2.04	11.89	57.0-58.0	1.14	507.39	0.22	97.54
11.0-12.0	11.51	73.35	2.21	14.10	58.0-59.0	1.06	508.46	0.20	97.74
12.0-13.0	12.39	85.74	2.38	16.48	59.0-60.0	0.99	509.45	0.19	97.93
13.0-14.0	13.23	98.97	2.54	19.03	60.0-61.0	0.92	510.37	0.18	98.11
14.0-15.0	14.02	112.99	2.69	21.72	61.0-62.0	0.86	511.24	0.17	98.27
15.0-16.0	14.74	127.73	2.83	24.55	62.0-63.0	0.81	512.04	0.15	98.43
16.0-17.0	15.39	143.12	2.96	27.51	63.0-64.0	0.75	512.79	0.14	98.57
17.0-18.0	15.99	159.11	3.07	30.59	64.0-65.0	0.70	513.50	0.13	98.71
18.0-19.0	16.51	175.62	3.17	33.76	65.0-66.0	0.66	514.15	0.13	98.84
19.0-20.0	16.95	192.56	3.26	37.02	66.0-67.0	0.61	514.76	0.12	98.95
20.0-21.0	17.28	209.84	3.32	40.34	67.0-68.0	0.57	515.33	0.11	99.06
21.0-22.0	17.48	227.32	3.36	43.70	68.0-69.0	0.53	515.86	0.10	99.16
22.0-23.0	17.57	244.89	3.38	47.08	69.0-70.0	0.49	516.34	0.09	99.26
23.0-24.0	17.52	262.41	3.37	50.44	70.0-71.0	0.45	516.79	0.09	99.34
24.0-25.0	17.36	279.77	3.34	53.78	71.0-72.0	0.41	517.20	0.08	99.42
25.0-26.0	17.07	296.84	3.28	57.06	72.0-73.0	0.37	517.57	0.07	99.49
26.0-27.0	16.64	313.48	3.20	60.26	73.0-74.0	0.34	517.91	0.06	99.56
27.0-28.0	16.09	329.57	3.09	63.35	74.0-75.0	0.30	518.21	0.06	99.62
28.0-29.0	15.44	345.01	2.97	66.32	75.0-76.0	0.26	518.47	0.05	99.67
29.0-30.0	14.70	359.71	2.82	69.15	76.0-77.0	0.23	518.70	0.04	99.71
30.0-31.0	13.90	373.60	2.67	71.82	77.0-78.0	0.19	518.89	0.04	99.75
31.0-32.0	13.07	386.67	2.51	74.33	78.0-79.0	0.17	519.06	0.03	99.78
32.0-33.0	12.21	398.88	2.35	76.68	79.0-80.0	0.15	519.21	0.03	99.81
33.0-34.0	11.32	410.20	2.18	78.85	80.0-81.0	0.13	519.34	0.03	99.83
34.0-35.0	10.41	420.61	2.00	80.85	81.0-82.0	0.11	519.45	0.02	99.85
35.0-36.0	9.49	430.10	1.82	82.68	82.0-83.0	0.09	519.55	0.02	99.87
36.0-37.0	8.58	438.68	1.65	84.33	83.0-84.0	0.08	519.63	0.01	99.89
37.0-38.0	7.72	446.40	1.48	85.81	84.0-85.0	0.06	519.68	0.01	99.90
38.0-39.0	6.91	453.31	1.33	87.14	85.0-86.0	0.04	519.72	0.01	99.91
39.0-40.0	6.18	459.49	1.19	88.33	86.0-87.0	0.02	519.75	0.00	99.91
40.0-41.0	5.53	465.02	1.06	89.39	87.0-88.0	0.01	519.76	0.00	99.91
41.0-42.0	4.94	469.96	0.95	90.34	88.0-89.0	0.00	519.76	0.00	99.91
42.0-43.0	4.42	474.38	0.85	91.19	89.0-90.0	0.00	519.76	0.00	99.91
43.0-44.0	3.97	478.35	0.76	91.95	90.0-91.0	0.00	519.76	0.00	99.91
44.0-45.0	3.57	481.92	0.69	92.64	91.0-92.0	0.00	519.76	0.00	99.91
45.0-46.0	3.22	485.14	0.62	93.26	92.0-93.0	0.00	519.76	0.00	99.91
46.0-47.0	2.91	488.04	0.56	93.82	93.0-94.0	0.00	519.76	0.00	99.91

Zonal Flux Tabulation - (Cont.)

Zone(γ)	Zone Flux (lm)	Sums Flux (lm)	Zone%Lamp	Sums%Lamp	Zone(γ)	Zone Flux (lm)	Sums Flux (lm)	Zone%Lamp	Sums%Lamp
94.0-95.0	0.00	519.76	0.00	99.91	141.0-142.0	0.00	519.76	0.00	99.91
95.0-96.0	0.00	519.76	0.00	99.91	142.0-143.0	0.00	519.76	0.00	99.91
96.0-97.0	0.00	519.76	0.00	99.91	143.0-144.0	0.00	519.76	0.00	99.91
97.0-98.0	0.00	519.76	0.00	99.91	144.0-145.0	0.00	519.76	0.00	99.91
98.0-99.0	0.00	519.76	0.00	99.91	145.0-146.0	0.00	519.76	0.00	99.91
99.0-100.0	0.00	519.76	0.00	99.91	146.0-147.0	0.00	519.77	0.00	99.92
100.0-101.0	0.00	519.76	0.00	99.91	147.0-148.0	0.00	519.77	0.00	99.92
101.0-102.0	0.00	519.76	0.00	99.91	148.0-149.0	0.00	519.78	0.00	99.92
102.0-103.0	0.00	519.76	0.00	99.91	149.0-150.0	0.01	519.78	0.00	99.92
103.0-104.0	0.00	519.76	0.00	99.91	150.0-151.0	0.01	519.79	0.00	99.92
104.0-105.0	0.00	519.76	0.00	99.91	151.0-152.0	0.01	519.80	0.00	99.92
105.0-106.0	0.00	519.76	0.00	99.91	152.0-153.0	0.01	519.81	0.00	99.92
106.0-107.0	0.00	519.76	0.00	99.91	153.0-154.0	0.01	519.82	0.00	99.92
107.0-108.0	0.00	519.76	0.00	99.91	154.0-155.0	0.01	519.83	0.00	99.93
108.0-109.0	0.00	519.76	0.00	99.91	155.0-156.0	0.01	519.85	0.00	99.93
109.0-110.0	0.00	519.76	0.00	99.91	156.0-157.0	0.02	519.86	0.00	99.93
110.0-111.0	0.00	519.76	0.00	99.91	157.0-158.0	0.02	519.88	0.00	99.94
111.0-112.0	0.00	519.76	0.00	99.91	158.0-159.0	0.02	519.90	0.00	99.94
112.0-113.0	0.00	519.76	0.00	99.91	159.0-160.0	0.02	519.92	0.00	99.94
113.0-114.0	0.00	519.76	0.00	99.91	160.0-161.0	0.02	519.94	0.00	99.95
114.0-115.0	0.00	519.76	0.00	99.91	161.0-162.0	0.02	519.96	0.00	99.95
115.0-116.0	0.00	519.76	0.00	99.91	162.0-163.0	0.02	519.98	0.00	99.96
116.0-117.0	0.00	519.76	0.00	99.91	163.0-164.0	0.02	520.00	0.00	99.96
117.0-118.0	0.00	519.76	0.00	99.91	164.0-165.0	0.02	520.02	0.00	99.96
118.0-119.0	0.00	519.76	0.00	99.91	165.0-166.0	0.02	520.04	0.00	99.97
119.0-120.0	0.00	519.76	0.00	99.91	166.0-167.0	0.02	520.06	0.00	99.97
120.0-121.0	0.00	519.76	0.00	99.91	167.0-168.0	0.02	520.08	0.00	99.97
121.0-122.0	0.00	519.76	0.00	99.91	168.0-169.0	0.02	520.10	0.00	99.98
122.0-123.0	0.00	519.76	0.00	99.91	169.0-170.0	0.02	520.12	0.00	99.98
123.0-124.0	0.00	519.76	0.00	99.91	170.0-171.0	0.02	520.13	0.00	99.99
124.0-125.0	0.00	519.76	0.00	99.91	171.0-172.0	0.02	520.15	0.00	99.99
125.0-126.0	0.00	519.76	0.00	99.91	172.0-173.0	0.01	520.16	0.00	99.99
126.0-127.0	0.00	519.76	0.00	99.91	173.0-174.0	0.01	520.17	0.00	99.99
127.0-128.0	0.00	519.76	0.00	99.91	174.0-175.0	0.01	520.19	0.00	100.00
128.0-129.0	0.00	519.76	0.00	99.91	175.0-176.0	0.01	520.20	0.00	100.00
129.0-130.0	0.00	519.76	0.00	99.91	176.0-177.0	0.01	520.20	0.00	100.00
130.0-131.0	0.00	519.76	0.00	99.91	177.0-178.0	0.01	520.21	0.00	100.00
131.0-132.0	0.00	519.76	0.00	99.91	178.0-179.0	0.00	520.21	0.00	100.00
132.0-133.0	0.00	519.76	0.00	99.91	179.0-180.0	0.00	520.21	0.00	100.00
133.0-134.0	0.00	519.76	0.00	99.91					
134.0-135.0	0.00	519.76	0.00	99.91					
135.0-136.0	0.00	519.76	0.00	99.91					
136.0-137.0	0.00	519.76	0.00	99.91					
137.0-138.0	0.00	519.76	0.00	99.91					
138.0-139.0	0.00	519.76	0.00	99.91					
139.0-140.0	0.00	519.76	0.00	99.91					
140.0-141.0	0.00	519.76	0.00	99.91					

Rectangle ISO Lighting Intensity Diagram

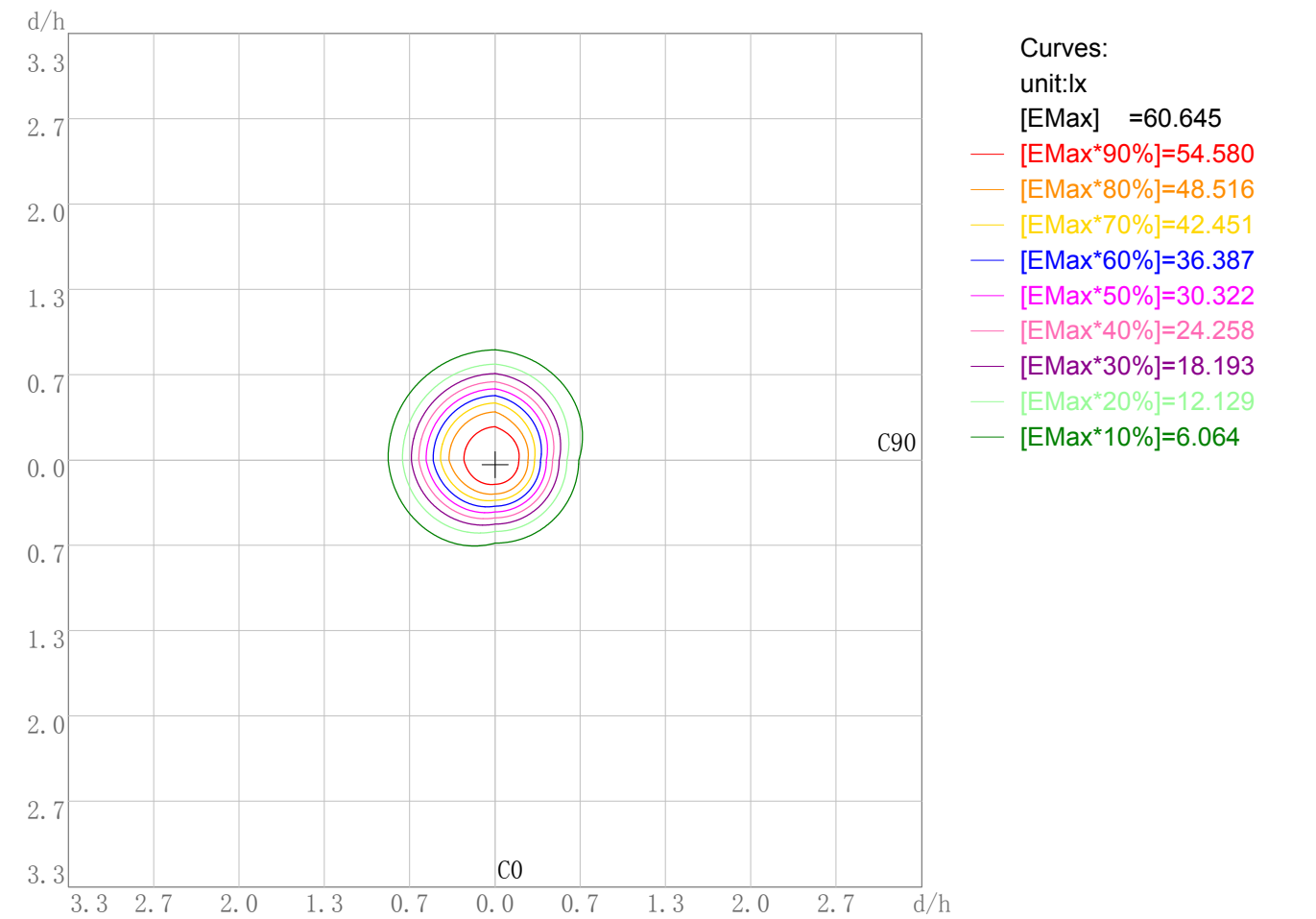
Lum. Name: DL52-06-XX-01 2700K RA90 60D	Lum. Catalog:	Test ID: 01
Lamp Name:	Lamp Catalog: LED	Test Lab: Quality Department
Manufacture: Shenzhen Norming Lighting Co., Ltd	Test Machine:GON-2000	Test Date: 2021/10/25



Plane ISO-Illuminance Diagram

Lum. Name: DL52-06-XX-01 2700K RA90 60D	Lum. Catalog:	Test ID: 01
Lamp Name:	Lamp Catalog: LED	Test Lab: Quality Department
Manufacture: Shenzhen Norming Lighting Co., Ltd	Test Machine:GON-2000	Test Date: 2021/10/25

Plane ISO-Illuminance Curve



Working Plane Luminaire Mounting Height(m): 3.00

Working Plane Maximum Illuminance(lx): 60.64

Working Plane Maximum Illuminance Position(d/h):H0.0 V0.0

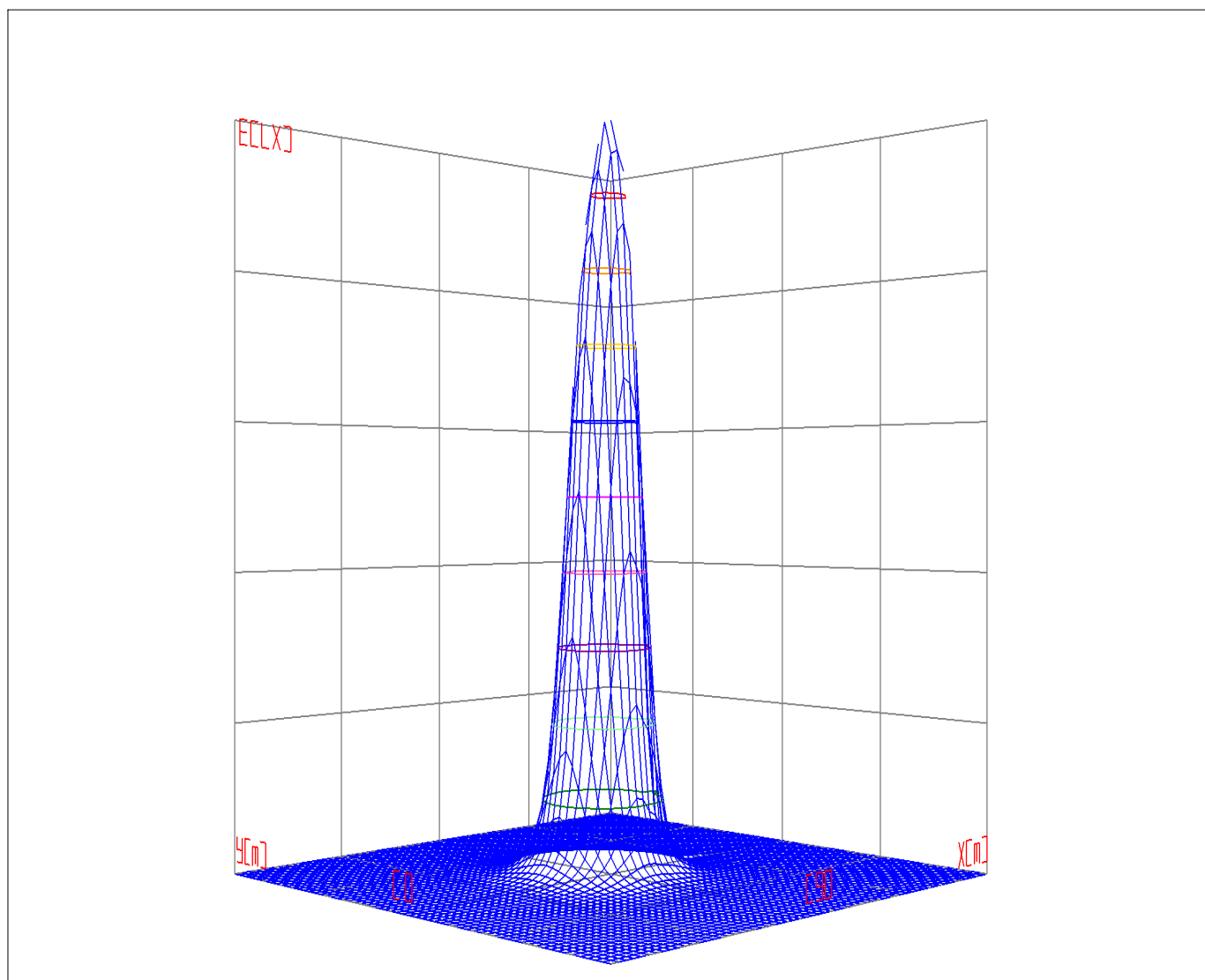
# IES Indoor Report

Photometric Filename:DL52-06-XX-01 2700K RA90 60D.IES

## 3D Plane ISO Illuminance Diagram

Lum. Name: DL52-06-XX-01 2700K RA90 60D	Lum. Catalog:	Test ID: 01
Lamp Name:	Lamp Catalog: LED	Test Lab: Quality Department
Manufacture: Shenzhen Norming Lighting Co., Ltd	Test Machine:GON-2000	Test Date: 2021/10/25

## 3D Plane Illuminance Modal



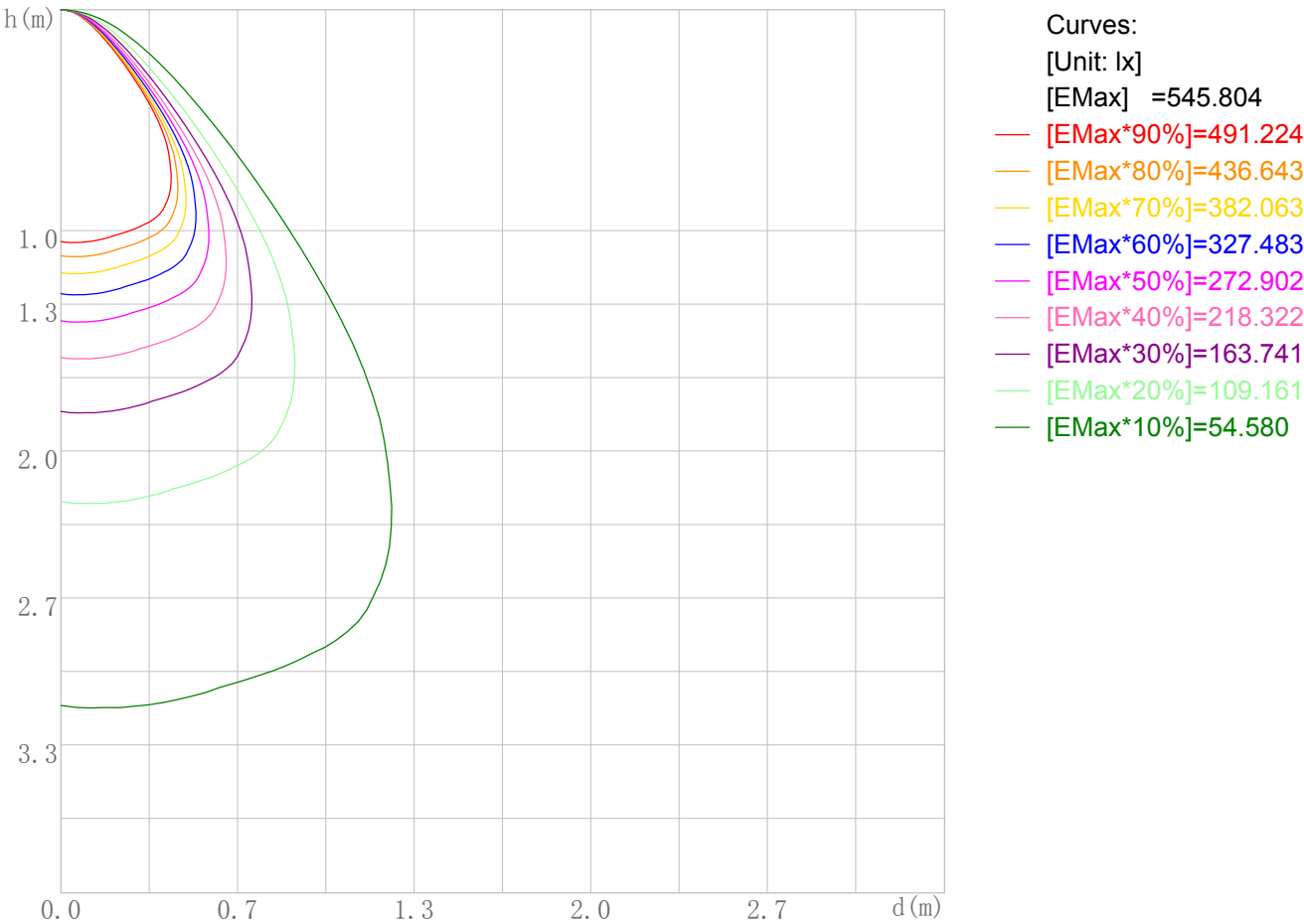
Curves: 3D Model — 90% — 80% — 70% — 60% — 50% — 40% — 30% — 20% — 10% —  
View Angles(deg): 0 Height(m): 3.0 Distance(m): 10.0



Space ISO Illuminance Diagram

Lum. Name: DL52-06-XX-01 2700K RA90 60D	Lum. Catelog:	Test ID: 01
Lamp Name:	Lamp Catelog: LED	Test Lab: Quality Department
Manufacture: Shenzhen Norming Lighting Co., Ltd	Test Machine:GON-2000	Test Date: 2021/10/25

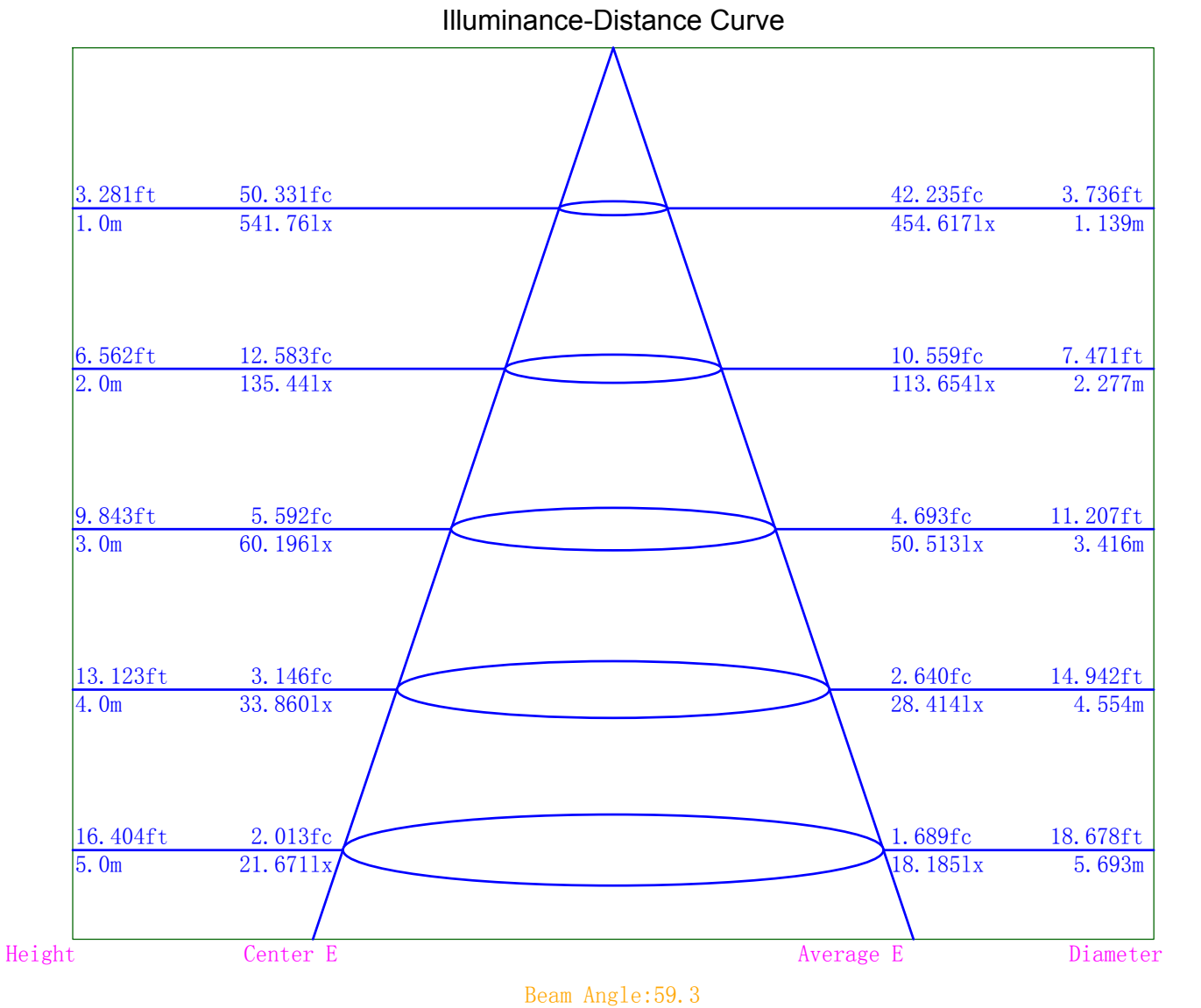
Space ISO Illuminance Curve



Space Plane Maximum Illuminance and @Angle:545.80lx,2.0deg  
Plane Maximum Lighting Intensity and @Angle:549.999cd,0deg

Illuminance-Distance Diagram

Lum. Name: DL52-06-XX-01 2700K RA90 60D	Lum. Catalog:	Test ID: 01
Lamp Name:	Lamp Catalog: LED	Test Lab: Quality Department
Manufacture: Shenzhen Norming Lighting Co., Ltd	Test Machine:GON-2000	Test Date: 2021/10/25



Indoor Luminance Limiting Curves

Lum. Name: DL52-06-XX-01 2700K RA90 60D	Lum. Catalog:	Test ID: 01
Lamp Name:	Lamp Catalog: LED	Test Lab: Quality Department
Manufacture: Shenzhen Norming Lighting Co., Ltd	Test Machine:GON-2000	Test Date: 2021/10/25

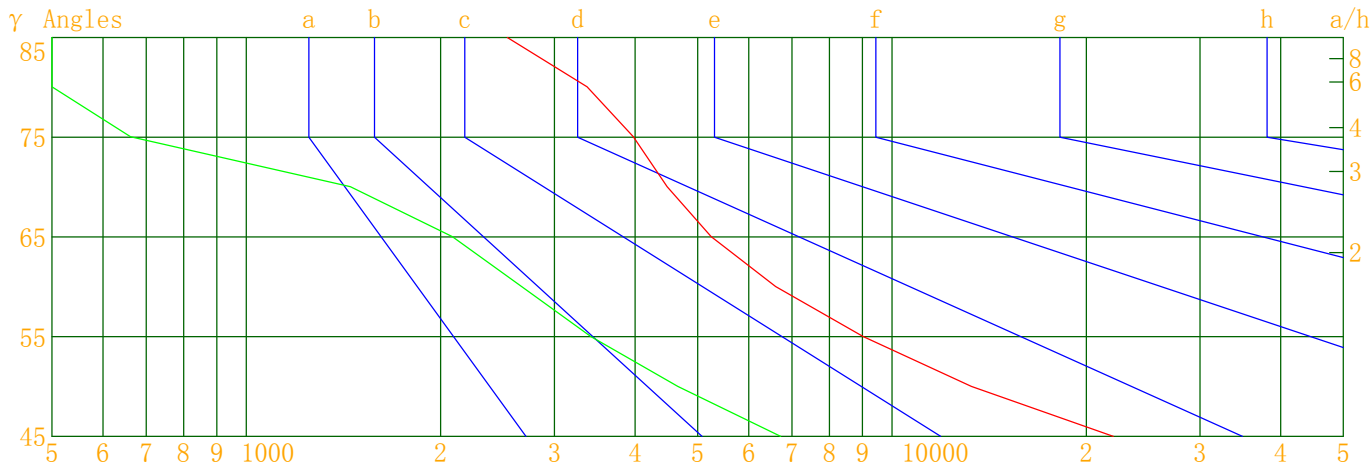
Glare Grade Table

GI	Quality	Using Illuminance							
1.15	A	2000	1000	500	<=300				
1.5	B		2000	1000	500	<=300			
1.85	C			2000	1000	500	<=300		
2.2	D				2000	1000	500	<=300	
2.55	E	a				2000	1000	500	<=300
			b	c	d	e	f	g	h

Luminance Table

Gama(deg)	45	50	55	60	65	70	75	80	85
C0	22016	13274	9022	6604	5247	4485	3975	3370	2537
C90	6723	4659	3415	2670	2084	1450	662	0	0

Luminance Limiting Curve



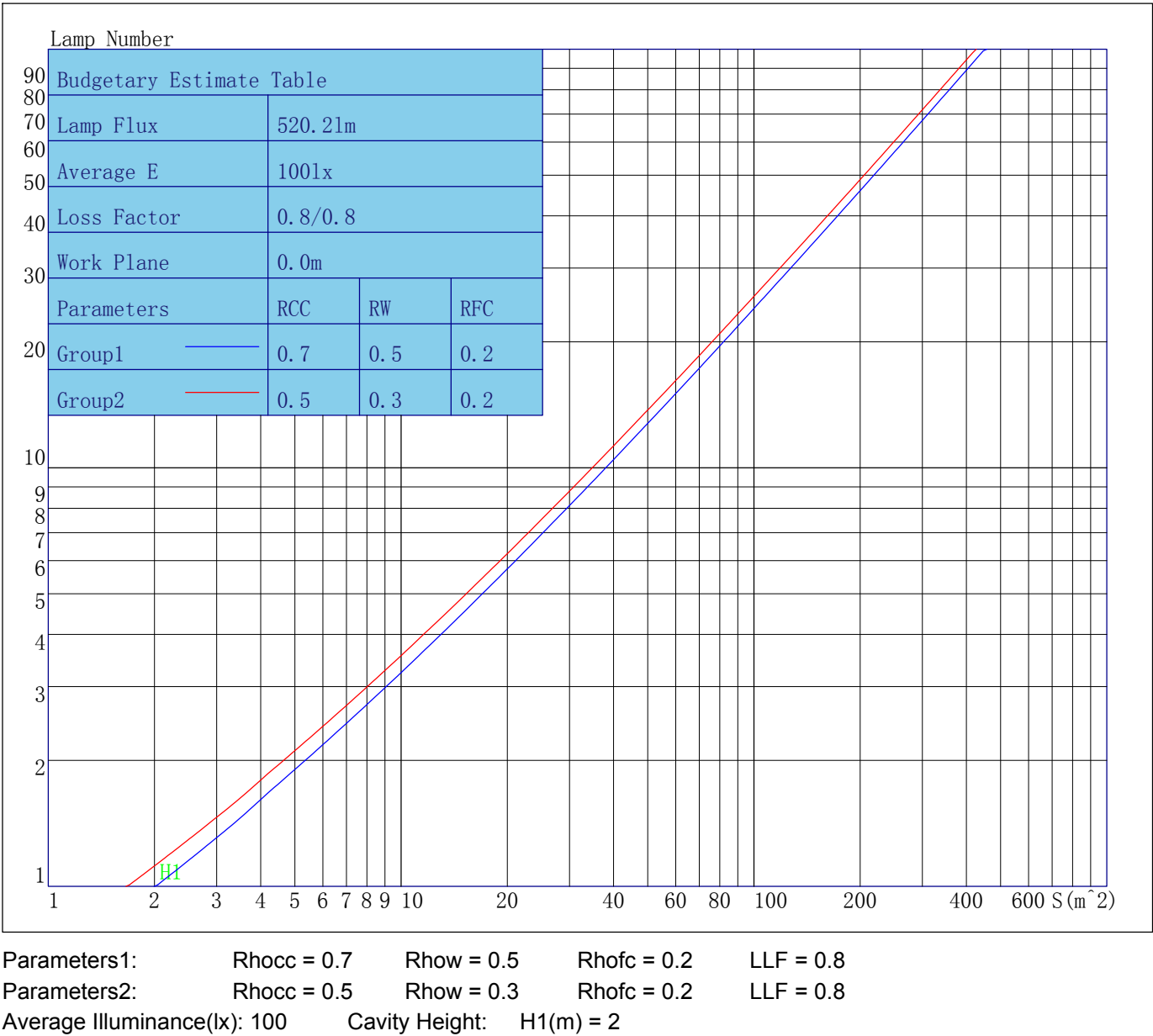
Luminous Size: Length(m)=-0.076 Width(m)=-0.076 Height(m)=0.000 Area(m^2)=0.004536

Luminous Type: Without Luminous Side

Luminous Curves: C0-C180 Color: — C90-C270 Color: —

Indoor Budgetary Estimate Table

Lum. Name: DL52-06-XX-01 2700K RA90 60D	Lum. Catalog:	Test ID: 01
Lamp Name:	Lamp Catalog: LED	Test Lab: Quality Department
Manufacture: Shenzhen Norming Lighting Co., Ltd	Test Machine:GON-2000	Test Date: 2021/10/25



Indoor Coefficient of Utilization Table

Lum. Name: DL52-06-XX-01 2700K RA90 60D	Lum. Catelog:	Test ID: 01
Lamp Name:	Lamp Catelog: LED	Test Lab: Quality Department
Manufacture: Shenzhen Norming Lighting Co., Ltd	Test Machine:GON-2000	Test Date: 2021/10/25

Coefficients of Utilization - Zonal Cavity Method																		
Coef.	Effective Floor Cavity Reflectance RFC=0.20																	
RhoCC (%)	80				70				50			30			10			0
RhoW (%)	70	50	30	10	70	50	30	10	50	30	10	50	30	10	50	30	10	0
RCR	Coefficient of Utilization(%)																	
0	119	119	119	119	116	116	116	116	111	111	111	106	106	106	102	102	102	100
1	113	110	108	105	111	108	106	104	104	102	100	100	99	97	97	96	95	93
2	107	102	98	94	105	100	97	93	97	94	91	94	92	89	91	89	87	86
3	102	95	90	86	100	93	89	85	91	87	83	88	85	82	86	83	81	79
4	96	88	83	78	94	87	82	78	85	80	77	83	79	76	81	78	75	73
5	91	83	76	72	90	82	76	72	80	75	71	78	74	70	76	73	70	68
6	86	77	71	67	85	76	71	66	75	70	66	73	69	65	72	68	65	64
7	82	73	66	62	81	72	66	62	71	65	61	69	65	61	68	64	61	59
8	78	68	62	58	77	68	62	58	67	61	57	65	61	57	64	60	57	56
9	74	64	58	54	73	64	58	54	63	58	54	62	57	54	61	57	54	52
10	71	61	55	51	70	60	55	51	60	54	51	59	54	51	58	54	50	49

Unified Glare Rating Table

Lum. Name: DL52-06-XX-01 2700K RA90 60D	Lum. Catelog:	Test ID: 01
Lamp Name:	Lamp Catalog: LED	Test Lab: Quality Department
Manufacture: Shenzhen Norming Lighting Co., Ltd	Test Machine:GON-2000	Test Date: 2021/10/25

Unified Glare Rating Table

Ceiling RCC	0.70	0.70	0.50	0.50	0.30	0.70	0.70	0.50	0.50	0.30
Wall RW	0.50	0.30	0.50	0.30	0.30	0.50	0.30	0.50	0.30	0.30
Floor RFC	0.20	0.20	0.20	0.20	0.20	0.20	0.20	0.20	0.20	0.20
Room Size	Vewed crosswise					Vewed endwise				
X=2H    Y=2H	20.2	21.4	20.5	21.7	22.0	14.3	15.5	14.7	15.8	16.1
	20.2	21.2	20.6	21.6	21.9	14.3	15.4	14.7	15.7	16.1
	20.2	21.2	20.6	21.5	21.9	14.2	15.2	14.6	15.6	16.0
	20.1	21.1	20.6	21.4	21.8	14.1	15.1	14.5	15.4	15.8
	20.1	21.0	20.5	21.4	21.8	14.1	15.0	14.5	15.3	15.8
	20.1	20.9	20.5	21.3	21.7	14.0	14.9	14.4	15.3	15.7
X=4H    Y=2H	20.0	21.0	20.4	21.3	21.7	14.3	15.3	14.7	15.6	16.0
	20.0	20.9	20.4	21.3	21.7	14.3	15.2	14.7	15.6	16.0
	20.0	20.8	20.5	21.2	21.7	14.2	15.0	14.7	15.5	15.9
	20.0	20.8	20.5	21.2	21.7	14.1	14.8	14.6	15.3	15.8
	20.0	20.7	20.5	21.1	21.6	14.1	14.7	14.5	15.2	15.7
	20.0	20.6	20.5	21.1	21.6	14.0	14.6	14.5	15.1	15.6
X=8H    Y=4H	19.9	20.6	20.4	21.0	21.5	14.2	14.8	14.6	15.3	15.7
	19.9	20.5	20.4	21.0	21.6	14.0	14.6	14.6	15.1	15.7
	19.9	20.5	20.5	21.0	21.5	14.0	14.5	14.5	15.0	15.5
	19.9	20.4	20.4	20.9	21.5	13.9	14.4	14.4	14.9	15.5
X=12H    Y=4H	19.9	20.5	20.4	21.0	21.4	14.1	14.7	14.6	15.2	15.7
	19.9	20.4	20.4	20.9	21.4	14.0	14.5	14.5	15.0	15.5
	19.9	20.4	20.4	20.9	21.4	14.0	14.4	14.5	14.9	15.5
Variations with the objerver position at spacings										
S=1.0H	0.5/-0.6					1.4/-1.7				
S=1.5H	1.0/-1.1					2.4/-3.8				
S=2.0H	1.5/-1.6					3.1/-4.8				
Reduced UGR Table:										
Nordic Standard Table:	BK0					BK0				
Correction Value	0.4					0.4				

o the CIE Pub.117, data has been corrected, refers to the lamp's lumens 8.2flm.

IES Indoor Report

Photometric Filename:DL52-06-XX-01 2700K RA90 60D.IES

---

Candela Tabulation

V/H	C0.0	C90.0	C180.0	C270.0
γ 0.0	541.76	541.76	541.76	541.76
γ 1.0	545.02	537.59	541.12	540.07
γ 2.0	546.80	536.17	539.55	540.47
γ 3.0	547.46	534.27	537.31	541.90
γ 4.0	549.46	532.94	534.85	542.06
γ 5.0	549.34	531.28	533.18	542.17
γ 6.0	550.00	529.61	530.96	542.03
γ 7.0	549.53	528.14	529.52	542.07
γ 8.0	548.61	525.63	526.50	541.53
γ 9.0	547.46	523.24	524.32	541.16
γ 10.0	546.45	519.15	520.54	541.35
γ 11.0	543.92	513.62	515.59	540.59
γ 12.0	543.30	506.29	510.10	538.73
γ 13.0	542.87	497.13	502.53	536.49
γ 14.0	542.53	485.34	492.05	535.18
γ 15.0	542.67	471.52	479.26	535.68
γ 16.0	541.88	455.23	462.66	535.29
γ 17.0	540.80	438.36	445.36	534.59
γ 18.0	539.07	420.26	427.46	532.70
γ 19.0	538.43	401.18	407.57	528.52
γ 20.0	536.15	381.49	387.00	523.08
γ 21.0	531.98	359.77	365.09	514.48
γ 22.0	526.39	336.49	341.42	504.38
γ 23.0	517.04	313.39	317.57	491.96
γ 24.0	503.45	289.83	293.24	479.00
γ 25.0	490.08	266.45	267.60	464.07
γ 26.0	474.46	242.24	241.73	446.04
γ 27.0	456.39	218.14	214.88	427.16
γ 28.0	435.57	193.90	189.36	406.88
γ 29.0	413.23	170.50	165.00	385.68
γ 30.0	388.53	148.54	142.75	362.96
γ 31.0	364.33	128.10	123.01	339.49
γ 32.0	340.98	110.12	105.69	312.99
γ 33.0	317.38	94.81	90.81	284.85
γ 34.0	290.86	81.72	78.23	257.13
γ 35.0	264.18	70.74	67.59	229.80
γ 36.0	237.58	61.62	58.66	202.24
γ 37.0	210.37	53.96	51.16	177.18
γ 38.0	184.96	47.46	44.84	154.79
γ 39.0	160.99	41.99	39.46	135.73
γ 40.0	140.09	37.27	34.84	118.80
γ 41.0	121.51	33.21	30.79	104.14
γ 42.0	105.91	29.65	27.35	91.32
γ 43.0	92.23	26.57	24.42	80.27
γ 44.0	80.70	23.90	21.84	70.73
γ 45.0	70.62	21.57	19.68	62.41
γ 46.0	62.33	19.52	17.77	55.08

Candela Tabulation - (Cont.)

V/H	C0.0	C90.0	C180.0	C270.0
γ 47.0	55.01	17.75	16.09	48.63
γ 48.0	48.76	16.20	14.62	43.12
γ 49.0	43.32	14.85	13.35	38.46
γ 50.0	38.71	13.59	12.18	34.49
γ 51.0	34.71	12.43	11.20	30.90
γ 52.0	31.37	11.40	10.28	27.76
γ 53.0	28.39	10.48	9.48	25.08
γ 54.0	25.77	9.63	8.78	22.67
γ 55.0	23.48	8.89	8.17	20.56
γ 56.0	21.36	8.22	7.61	18.74
γ 57.0	19.52	7.62	7.12	17.13
γ 58.0	17.84	7.07	6.68	15.71
γ 59.0	16.37	6.55	6.24	14.49
γ 60.0	14.98	6.06	5.85	13.36
γ 61.0	13.81	5.60	5.43	12.37
γ 62.0	12.69	5.18	5.07	11.49
γ 63.0	11.73	4.77	4.68	10.70
γ 64.0	10.84	4.37	4.32	9.94
γ 65.0	10.06	4.00	3.94	9.28
γ 66.0	9.33	3.65	3.61	8.66
γ 67.0	8.68	3.32	3.27	8.13
γ 68.0	8.06	2.97	2.90	7.59
γ 69.0	7.51	2.62	2.52	7.10
γ 70.0	6.96	2.25	2.20	6.65
γ 71.0	6.45	1.94	1.88	6.19
γ 72.0	5.99	1.64	1.58	5.77
γ 73.0	5.53	1.35	1.28	5.36
γ 74.0	5.11	1.06	1.00	4.94
γ 75.0	4.67	0.78	0.71	4.45
γ 76.0	4.22	0.51	0.46	4.00
γ 77.0	3.79	0.25	0.19	3.59
γ 78.0	3.41	0.00	0.00	3.25
γ 79.0	3.03	0.00	0.00	2.87
γ 80.0	2.65	0.00	0.00	2.52
γ 81.0	2.31	0.00	0.00	2.18
γ 82.0	1.96	0.00	0.00	1.87
γ 83.0	1.61	0.00	0.00	1.54
γ 84.0	1.30	0.00	0.00	1.22
γ 85.0	1.00	0.00	0.00	0.77
γ 86.0	0.58	0.00	0.00	0.47
γ 87.0	0.32	0.00	0.00	0.31
γ 88.0	0.11	0.00	0.00	0.08
γ 89.0	0.00	0.00	0.00	0.00
γ 90.0	0.00	0.00	0.00	0.00
γ 91.0	0.00	0.00	0.00	0.00
γ 92.0	0.00	0.00	0.00	0.00
γ 93.0	0.00	0.00	0.00	0.00

---



Candela Tabulation - (Cont.)

V/H	C0.0	C90.0	C180.0	C270.0
γ 94.0	0.00	0.00	0.00	0.00
γ 95.0	0.00	0.00	0.00	0.00
γ 96.0	0.00	0.00	0.00	0.00
γ 97.0	0.00	0.00	0.00	0.00
γ 98.0	0.00	0.00	0.00	0.00
γ 99.0	0.00	0.00	0.00	0.00
γ 100.0	0.00	0.00	0.00	0.00
γ 101.0	0.00	0.00	0.00	0.00
γ 102.0	0.00	0.00	0.00	0.00
γ 103.0	0.00	0.00	0.00	0.00
γ 104.0	0.00	0.00	0.00	0.00
γ 105.0	0.00	0.00	0.00	0.00
γ 106.0	0.00	0.00	0.00	0.00
γ 107.0	0.00	0.00	0.00	0.00
γ 108.0	0.00	0.00	0.00	0.00
γ 109.0	0.00	0.00	0.00	0.00
γ 110.0	0.00	0.00	0.00	0.00
γ 111.0	0.00	0.00	0.00	0.00
γ 112.0	0.00	0.00	0.00	0.00
γ 113.0	0.00	0.00	0.00	0.00
γ 114.0	0.00	0.00	0.00	0.00
γ 115.0	0.00	0.00	0.00	0.00
γ 116.0	0.00	0.00	0.00	0.00
γ 117.0	0.00	0.00	0.00	0.00
γ 118.0	0.00	0.00	0.00	0.00
γ 119.0	0.00	0.00	0.00	0.00
γ 120.0	0.00	0.00	0.00	0.00
γ 121.0	0.00	0.00	0.00	0.00
γ 122.0	0.00	0.00	0.00	0.00
γ 123.0	0.00	0.00	0.00	0.00
γ 124.0	0.00	0.00	0.00	0.00
γ 125.0	0.00	0.00	0.00	0.00
γ 126.0	0.00	0.00	0.00	0.00
γ 127.0	0.00	0.00	0.00	0.00
γ 128.0	0.00	0.00	0.00	0.00
γ 129.0	0.00	0.00	0.00	0.00
γ 130.0	0.00	0.00	0.00	0.00
γ 131.0	0.00	0.00	0.00	0.00
γ 132.0	0.00	0.00	0.00	0.00
γ 133.0	0.00	0.00	0.00	0.00
γ 134.0	0.00	0.00	0.00	0.00
γ 135.0	0.00	0.00	0.00	0.00
γ 136.0	0.00	0.00	0.00	0.00
γ 137.0	0.00	0.00	0.00	0.00
γ 138.0	0.00	0.00	0.00	0.00
γ 139.0	0.00	0.00	0.00	0.00
γ 140.0	0.00	0.00	0.00	0.00

---

Candela Tabulation - (Cont.)

V/H	C0.0	C90.0	C180.0	C270.0
γ 141.0	0.00	0.00	0.00	0.00
γ 142.0	0.00	0.00	0.00	0.00
γ 143.0	0.00	0.00	0.01	0.00
γ 144.0	0.00	0.00	0.07	0.00
γ 145.0	0.00	0.00	0.13	0.00
γ 146.0	0.00	0.00	0.19	0.00
γ 147.0	0.00	0.00	0.23	0.00
γ 148.0	0.00	0.00	0.29	0.00
γ 149.0	0.00	0.05	0.34	0.00
γ 150.0	0.00	0.09	0.38	0.00
γ 151.0	0.00	0.14	0.43	0.00
γ 152.0	0.00	0.18	0.48	0.04
γ 153.0	0.00	0.22	0.50	0.09
γ 154.0	0.03	0.27	0.56	0.14
γ 155.0	0.10	0.31	0.60	0.18
γ 156.0	0.15	0.35	0.63	0.24
γ 157.0	0.20	0.39	0.67	0.28
γ 158.0	0.25	0.43	0.70	0.32
γ 159.0	0.31	0.48	0.75	0.37
γ 160.0	0.34	0.52	0.79	0.42
γ 161.0	0.40	0.57	0.83	0.46
γ 162.0	0.46	0.61	0.85	0.50
γ 163.0	0.50	0.65	0.88	0.55
γ 164.0	0.55	0.69	0.91	0.59
γ 165.0	0.61	0.74	0.95	0.63
γ 166.0	0.66	0.78	0.98	0.68
γ 167.0	0.70	0.82	1.00	0.72
γ 168.0	0.75	0.84	1.03	0.75
γ 169.0	0.81	0.88	1.06	0.80
γ 170.0	0.84	0.90	1.07	0.84
γ 171.0	0.89	0.94	1.09	0.88
γ 172.0	0.94	0.96	1.11	0.91
γ 173.0	0.98	0.99	1.13	0.94
γ 174.0	1.01	1.00	1.13	0.98
γ 175.0	1.05	1.02	1.14	1.00
γ 176.0	1.08	1.03	1.14	1.04
γ 177.0	1.10	1.04	1.14	1.06
γ 178.0	1.12	1.05	1.15	1.09
γ 179.0	1.13	1.04	1.15	1.11
γ 180.0	1.12	1.12	1.12	1.12